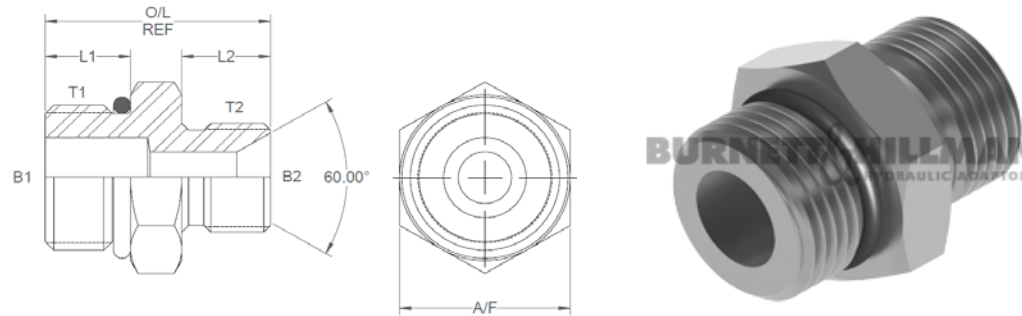


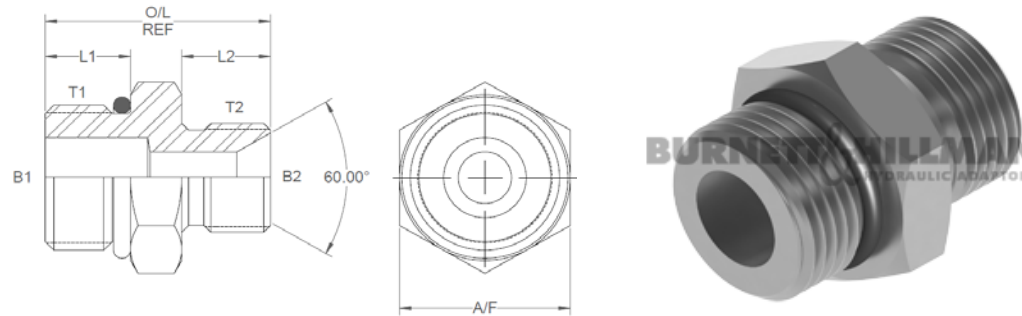
All dimensions are imperial unless stated.



	T1	T2	B1	B2	L1	L2	O/L	A/F
11329	1/4	1/8	0.063	0.156	0.3	0.44	0.95	14mm
11309	7/16	1/8	0.172	0.137	0.36	0.44	1	14mm
11301	7/16	1/4	0.172	0.185	0.36	0.45	1.15	19mm
11303	7/16	3/8	0.172	0.375	0.36	0.52	1.22	22mm
11302	7/16	1/2	0.172	0.5	0.36	0.6	1.33	27mm
11304	1/2	1/4	0.185		0.36	0.45	1.06	19mm
11305	1/2	3/8	0.234	0.375	0.36	0.52	1.25	22mm
11341	1/2	1/2	0.234	0.5	0.36	0.6	1.33	27mm
11306	9/16	1/4	0.297	0.185	0.391	0.45	1.151	19mm
11307	9/16	3/8	0.297	0.312	0.391	0.52	1.231	22mm
11308	9/16	1/2	0.297	0.5	0.391	0.6	1.391	27mm
11315	5/8	1/4	0.295	0.25	0.4	0.45	1.19	22mm
11316	5/8	3/8	0.295	0.375	0.4	0.52	1.2	22mm
11344	5/8	1/2	0.295	0.5	0.49	0.6	1.48	27mm
11310	3/4	1/4	0.391	0.185	0.438	0.45	1.188	22mm
11311	3/4	3/8	0.391	0.375	0.438	0.52	1.258	22mm
11312	3/4	1/2	0.391	0.437	0.438	0.6	1.468	27mm
11313	3/4	5/8	0.391	0.593	0.438	0.7	1.578	30mm
11314	3/4	3/4	0.391	0.659	0.438	0.75	1.658	32mm
11346	7/8	1/4	0.484	0.25	0.5	0.45	1.25	1

DESIGN DETAILS AND SPECIFICATIONS SUBJECT TO CHANGE WITHOUT PRIOR NOTICE - Whilst every effort has been made to ensure the accuracy of the information supplied herein, Burnett & Hillman cannot be held responsible for any errors or omissions (E&OE)

All dimensions are imperial unless stated.



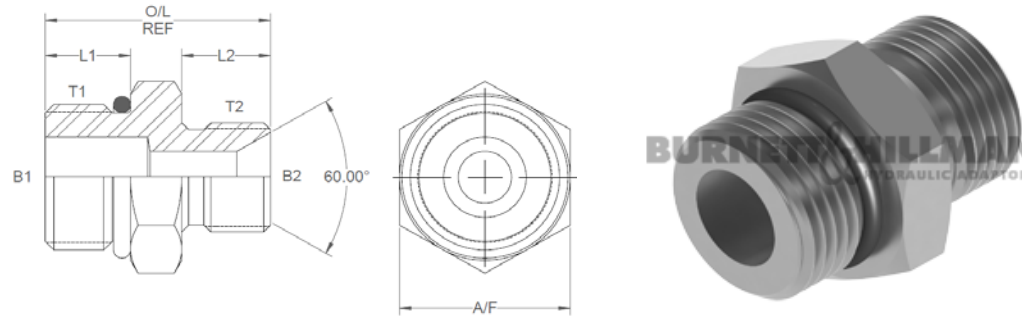
	T1	T2	B1	B2	L1	L2	O/L	A/F
11317	7/8	3/8	0.484	0.312	0.5	0.52	1.32	1
11318	7/8	1/2	0.437		0.5	0.6	1.4	27mm
11319	7/8	5/8	0.484	0.593	0.5	0.7	1.63	30mm
11320	7/8	3/4	0.484	0.659	0.5	0.75	1.68	32mm
11335	7/8	1	0.484	0.875	0.5	0.8	1.79	41mm
11321	1-1/16	3/8	0.609	0.312	0.594	0.52	1.594	1.25
11322	1-1/16	1/2	0.609	0.5	0.594	0.6	1.564	32mm
11337	1-1/16	5/8	0.609	0.562	0.594	0.7	1.774	1.25
11324	1-1/16	3/4	0.609	0.659	0.594	0.75	1.744	32mm
11325	1-1/16	1	0.609	0.875	0.594	0.8	1.864	41mm
11345	1-3/16	3/4	0.718		0.594	0.75	1.844	1.375
11343	1-5/16	1/2	0.844	0.5	0.594	0.6	1.694	1.5
11327	1-5/16	3/4	0.844	0.718	0.594	0.75	1.844	1.5
11328	1-5/16	1	0.844		0.594	0.8	1.794	41mm
11338	1-5/16	1-1/4	0.844	1.203	0.594	0.8	2.054	50mm
11330	1-5/16	1-1/2	0.844	1.437	0.594	0.85	2.264	55mm
11331	1-5/8	3/4	1.078	0.659	0.594	0.75	1.844	46mm
11332	1-5/8	1	1.078	0.875	0.594	0.8	1.964	50mm
11333	1-5/8	1-1/4	1.078	1.125	0.594	0.8	1.964	50mm
11339	1-5/8	1-1/2	1.078	1.312	0.594	0.85	2.104	55mm

DESIGN DETAILS AND SPECIFICATIONS SUBJECT TO CHANGE WITHOUT PRIOR NOTICE - Whilst every effort has been made to ensure the accuracy of the information supplied herein, Burnett & Hillman cannot be held responsible for any errors or omissions (E&OE)

SAE O'ring boss male WITH O'RING x
BSP male

Nov-21
0148 IMP

All dimensions are imperial unless stated.

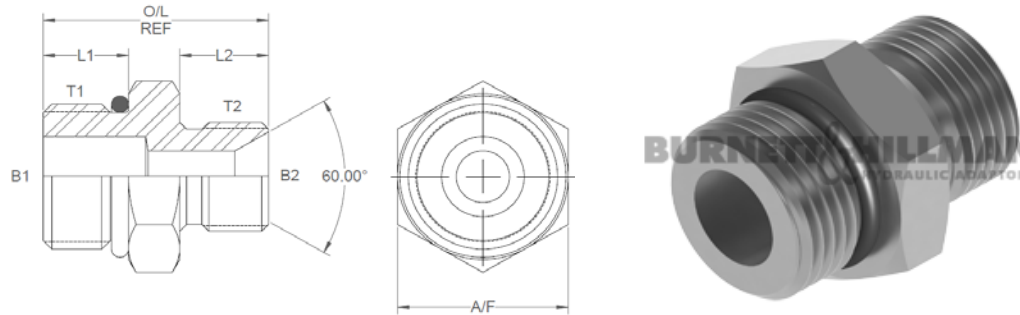


	T1	T2	B1	B2	L1	L2	O/L	A/F
11342	1-7/8	1-1/4	1.312	1.125	0.594	0.8	2.044	55mm
11340	1-7/8	1-1/2	1.312	1.437	0.594	0.85	1.944	55mm

SAE O'ring boss male WITH O'RING x BSP male

Nov-21
0148 METRIC

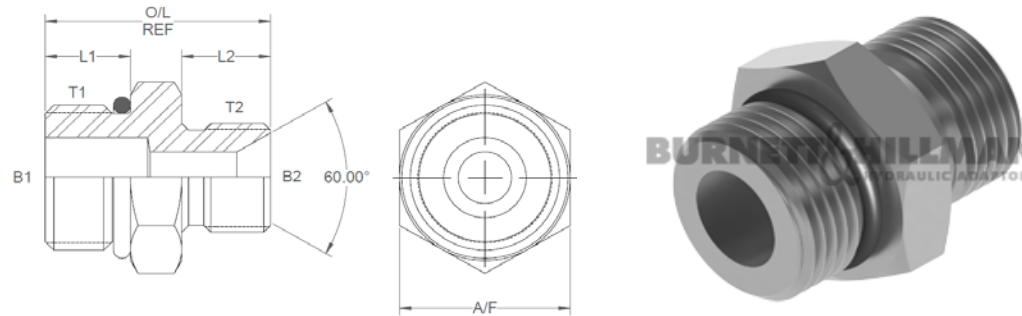
A/F dimensions are imperial unless stated.



	T1	T2	B1	B2	L1	L2	O/L	A/F
11329	1/4	1/8	1.6	3.96	7.62	11.18	24.13	14mm
11309	7/16	1/8	4.37	3.48	9.14	11.18	25.40	14mm
11301	7/16	1/4	4.37	4.70	9.14	11.43	29.21	19mm
11303	7/16	3/8	4.37	9.53	9.14	13.21	30.99	22mm
11302	7/16	1/2	4.37	12.70	9.14	15.24	33.78	27mm
11304	1/2	1/4	4.7	0.00	9.14	11.43	26.92	19mm
11305	1/2	3/8	5.94	9.53	9.14	13.21	31.75	22mm
11341	1/2	1/2	5.94	12.70	9.14	15.24	33.78	27mm
11306	9/16	1/4	7.54	4.70	9.93	11.43	29.24	19mm
11307	9/16	3/8	7.54	7.92	9.93	13.21	31.27	22mm
11308	9/16	1/2	7.54	12.70	9.93	15.24	35.33	27mm
11315	5/8	1/4	7.49	6.35	10.16	11.43	30.23	22mm
11316	5/8	3/8	7.49	9.53	10.16	13.21	30.48	22mm
11344	5/8	1/2	7.49	12.70	12.45	15.24	37.59	27mm
11310	3/4	1/4	9.93	4.70	11.13	11.43	30.18	22mm
11311	3/4	3/8	9.93	9.53	11.13	13.21	31.95	22mm
11312	3/4	1/2	9.93	11.10	11.13	15.24	37.29	27mm
11313	3/4	5/8	9.93	15.06	11.13	17.78	40.08	30mm
11314	3/4	3/4	9.93	16.74	11.13	19.05	42.11	32mm
11346	7/8	1/4	12.29	6.35	12.70	11.43	31.75	1

DESIGN DETAILS AND SPECIFICATIONS SUBJECT TO CHANGE WITHOUT PRIOR NOTICE - Whilst every effort has been made to ensure the accuracy of the information supplied herein, Burnett & Hillman cannot be held responsible for any errors or omissions (E&OE)

A/F dimensions are imperial unless stated.



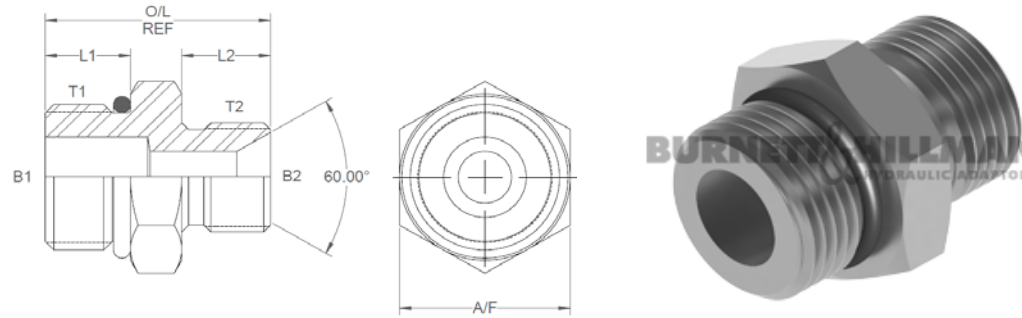
	T1	T2	B1	B2	L1	L2	O/L	A/F
11317	7/8	3/8	12.29	7.92	12.70	13.21	33.53	1
11318	7/8	1/2	11.1		12.70	15.24	35.56	27mm
11319	7/8	5/8	12.29	15.06	12.70	17.78	41.40	30mm
11320	7/8	3/4	12.29	16.74	12.70	19.05	42.67	32mm
11335	7/8	1	12.29	22.23	12.70	20.32	45.47	41mm
11321	1-1/16	3/8	15.47	7.92	15.09	13.21	40.49	1.25
11322	1-1/16	1/2	15.47	12.70	15.09	15.24	39.73	32mm
11337	1-1/16	5/8	15.47	14.27	15.09	17.78	45.06	1.25
11324	1-1/16	3/4	15.47	16.74	15.09	19.05	44.30	32mm
11325	1-1/16	1	15.47	22.23	15.09	20.32	47.35	41mm
11345	1-3/16	3/4	18.24		15.09	19.05	46.84	1.375
11343	1-5/16	1/2	21.44	12.70	15.09	15.24	43.03	1.5
11327	1-5/16	3/4	21.44	18.24	15.09	19.05	46.84	1.5
11328	1-5/16	1	21.44		15.09	20.32	45.57	41mm
11338	1-5/16	1-1/4	21.44	30.56	15.09	20.32	52.17	50mm
11330	1-5/16	1-1/2	21.44	36.50	15.09	21.59	57.51	55mm
11331	1-5/8	3/4	27.38	16.74	15.09	19.05	46.84	46mm
11332	1-5/8	1	27.38	22.23	15.09	20.32	49.89	50mm
11333	1-5/8	1-1/4	27.38	28.58	15.09	20.32	49.89	50mm
11339	1-5/8	1-1/2	27.38	33.32	15.09	21.59	53.44	55mm

DESIGN DETAILS AND SPECIFICATIONS SUBJECT TO CHANGE WITHOUT PRIOR NOTICE - Whilst every effort has been made to ensure the accuracy of the information supplied herein, Burnett & Hillman cannot be held responsible for any errors or omissions (E&OE)

SAE O'ring boss male WITH O'RING x
BSP male

Nov-21
0148 METRIC

A/F dimensions are imperial unless stated.



	T1	T2	B1	B2	L1	L2	O/L	A/F
11342	1-7/8	1-1/4	33.32	28.58	15.09	20.32	51.92	55mm
11340	1-7/8	1-1/2	33.32	36.50	15.09	21.59	49.38	55mm